

THE SAFETY OF OUR EMPLOYEES AND DRIVERS IS OUR NUMBER ONE PRIORITY.

Acceptable Load Patterns

inside view from back of trailer



Load bales squarely on top of bottom bales.
Maximum length is 72".




Load bales squarely on top of bottom bales.
Leave 6" clearance from sides and top of trailer.




One vertical bale on side.
Leave 6" clearance from sides and top of trailer.

Unacceptable Load Patterns


inside view from back of trailer



Do not stack bales too high on end as leaning can damage trailer.



Do not stack partially on bottom bales.



Do not stack large bales on top of smaller bales.
Top bale is too large.

Examples:



Acceptable for front and middle of trailer.



Acceptable for final row by door of trailer.

The last row of bales should ALWAYS be turned lengthwise to prevent bales from falling/shifting against the door during transit.
The last row of bales must be no more than 2 bales high.